



GP06 Series PPTC Thermistors (PPTC Resettable Fuses)

Shenzhen Goodpoly Electron Co., Ltd.

Radial leaded devices

Very high voltage surge capabilities

Available in lead-free version

Agency Recognition: UL、TUV



Electrical Characteristics

Model	V _{max} (v)	R _o ()	I _T (A)	I _{max} (A)	T _T (s)	I _H (A)
GP06-075	6	0.14-0.23	1.30	40	0.4	0.75
GP06-090	6	0.10-0.18	1.80	40	1.2	0.90
GP06-110	6	0.08-0.14	2.20	40	2.3	1.10
GP06-120	6	0.08-0.14	2.00	40	3.5	1.20
GP06-135	6	0.06-0.12	2.70	40	4.5	1.35
GP06-160	6	0.05-0.11	3.20	40	9.0	1.60
GP06-185	6	0.05-0.09	3.70	40	10.0	1.85
GP06-250	6	0.03-0.06	5.00	40	10.0	2.50

V_{max} (V): Maximum device operating voltage.

R_o (): Minimum ~ maximum device resistance at 25 prior to tripping.


I_T (A): Tripping current: minimum current at which the device will trip at 25 under specified condition.

I_{max} (A): Maximum fault current device can withstand without damage at rated voltage.

T_T (S): Maximum time to trip at specified current. (Devices tested at 40A.The others tested at 5I_H)

I_H (A): Hold current: maximum current at which the device will not trip at 25 still air.

Part Numbering System

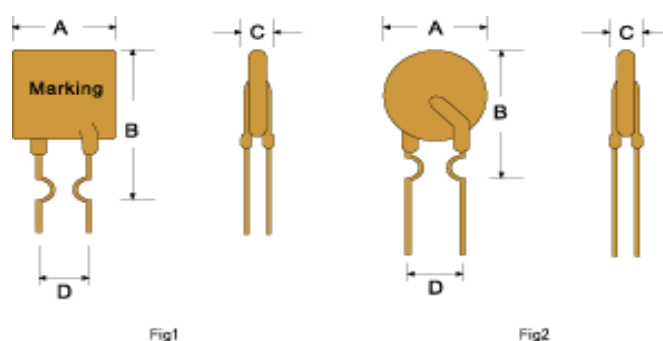




GP06 Series PPTC Thermistors (PPTC Resettable Fuses)

Dimensions

Model	Amax (mm)	Bmax (mm)	Cmax (mm)	Dtyp (mm)	Diameter of Lead (mm)	Fig.
GP06-075	6.9	11.4	3.1	5.1	0.6	2
GP06-090	7.4	14.0	3.1	5.1	0.6	1
GP06-110	7.9	14.2	3.1	5.1	0.6	1
GP06-120	7.4	12.6	3.1	5.1	0.6	2
GP06-135	8.9	14.5	3.1	5.1	0.6	1
GP06-160	8.9	17.9	3.1	5.1	0.6	1
GP06-185	10.7	16.7	3.1	5.1	0.6	1
GP06-250	11.5	20.4	3.1	5.1	0.6	1



Typical T-I Derating Form

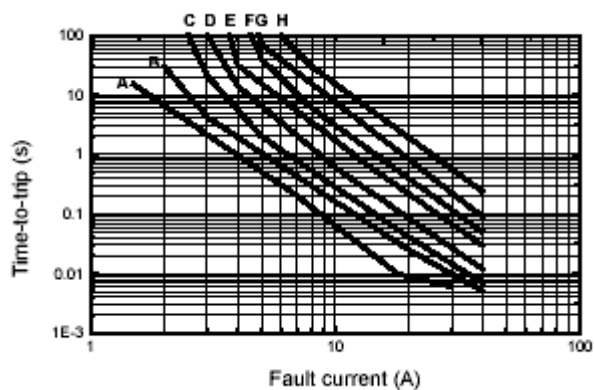
Model	Ambient Temperature()								
	-40	-20	0	25	40	50	60	70	85
GP06-075	1.05	0.95	0.85	0.75	0.65	0.60	0.55	0.50	0.43
GP06-090	1.40	1.25	1.10	0.90	0.75	0.69	0.65	0.60	0.50
GP06-110	1.75	1.52	1.33	1.10	0.99	0.90	0.80	0.73	0.63
GP06-120	1.69	1.52	1.36	1.20	1.04	0.96	0.88	0.80	0.68
GP06-135	2.15	1.94	1.70	1.35	1.20	1.14	1.00	0.90	0.81
GP06-160	2.49	2.21	1.94	1.60	1.42	1.31	1.19	1.03	0.88
GP06-185	2.87	2.59	2.28	1.85	1.63	1.52	1.33	1.21	1.05
GP06-250	3.82	3.44	3.03	2.50	2.17	2.00	1.81	1.59	1.39

Typical T-I Charts at 25



固派电子
GOODPOLY

GP06 Series PPTC Thermistors (PPTC Resettable Fuses)



A=GP06-075
B=GP06-090
C=GP06-110
D=GP06-120
E=GP06-135
F=GP06-160
G=GP06-185
H=GP06-250