

GP600/GP250 Series PPTC Thermistors (PPTC Resettable Fuses)

Shenzhen Goodpoly Electron Co., Ltd.

Radial leaded devices

Very high voltage surge capabilities

Available in lead-free version

Agency Recognition: UL、TUV



Electrical Characteristics

Model	V _{max} (v)	R _o ()	I _T (A)	T _T (S)		I _H (A)
				I (A)	(S)	
GP250-080F	60	14.00-22.00	0.16	1.0	0.5	0.080
GP250-080N	60	14.00-22.00	0.16	1.0	0.5	0.080
GP250-100F	60	12.00-18.00	0.20	1.0	0.5	0.100
GP250-100N	60	12.00-18.00	0.20	1.0	0.5	0.100
GP250-110F	60	6.00-12.00	0.22	1.0	1.0	0.110
GP250-110N	60	6.00-12.00	0.22	1.0	1.0	0.110
GP250-120F	60	4.00-12.00	0.24	1.0	2.0	0.120
GP250-120N	60	6.00-12.00	0.24	1.0	2.0	0.120
GP250-130F	60	4.00-10.00	0.26	1.0	2.0	0.130
GP250-145F	60	3.00-8.00	0.29	1.0	3.0	0.145
GP250-145U	60	3.00-8.00	0.29	1.0	3.0	0.145
GP250-160F	60	2.00-6.00	0.32	3.0	3.0	0.160
GP250-180F	60	0.80-2.00	0.60	3.0	3.0	0.180
GP250-180U	60	0.80-2.00	0.60	3.0	3.0	0.180
GP600-150F	60	6.00-12.00	0.30	3.0	1.5	0.150
GP600-150N	60	6.00-12.00	0.30	3.0	1.5	0.150
GP600-160F	60	4.00-10.00	0.32	3.0	2.0	0.160

GP250-100F 即 GP-15 或 GP-15 GP250-110F 即 GP-10F 或 GP-10

V_{max} (V): Maximum device operating voltage.

R_o (): Minimum ~ maximum device resistance at 25 °C prior to tripping.

I_T (A): Tripping current: minimum current at which the device will trip at 25 °C under specified condition.

T_T (S): Maximum time to trip at specified current. (Devices tested at 40A. The others tested at 5I_H)

I_H (A): Hold current: maximum current at which the device will not trip at 25 °C still air.



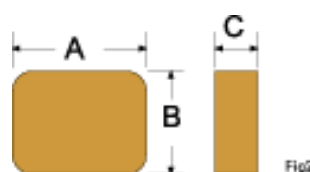
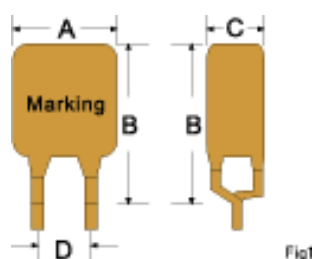
GP600/GP250 Series PPTC Thermistors (PPTC Resettable Fuses)

Dimensions

Model	Amax (mm)	Bmax (mm)	Cmax (mm)	Dtyp (mm)	Diameter of Lead (mm)	Fig.
GP250-080F	7.0	10.0	4.6	5.1	0.6	1
GP250-080N	6.0	6.0	2.5	-	-	2
GP250-100F	7.0	10.0	4.6	5.1	0.6	1
GP250-100N	6.0	6.0	2.5	-	-	2
GP250-110F	7.0	10.0	4.6	5.1	0.6	1
GP250-110N	6.0	6.0	2.5	-	-	2
GP250-120F	7.0	10.0	4.6	5.1	0.6	1
GP250-120N	6.0	6.0	2.5	-	-	2
GP250-130F	7.5	11.0	4.6	5.1	0.6	1
GP250-145F	7.5	11.0	4.6	5.1	0.6	1
GP250-145U	7.5	11.0	4.6	5.1	0.6	1
GP250-160F	11.5	12.0	4.6	5.1	0.6	1
GP250-180F	11.0	12.0	4.6	5.1	0.6	1
GP250-180U	11.5	12.0	4.6	5.1	0.6	1
GP600-150F	13.5	12.6	6.5	5.1	0.6	1
GP600-150N	13.5	12.6	6.5	5.1	0.6	2
GP600-160F	13.5	16.0	6.5	5.1	0.6	1

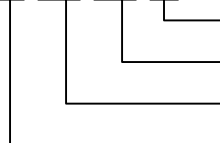
GP250-100F 即 GP-15 或 GP-15

GP250-110F 即 GP-10F 或 GP-10



Part Numbering System

GP 250- 080 F



Hold Current: 0.08A

Maximum device operating voltage: 250V

Goodpoly Products Designation

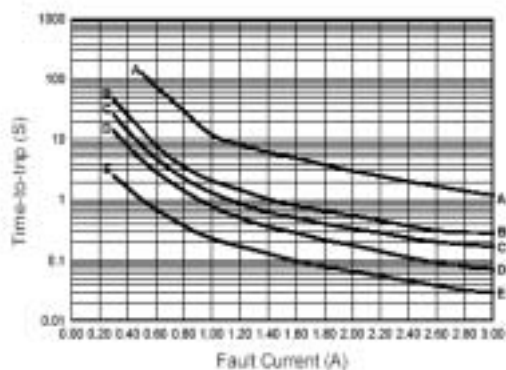


GP600/GP250 Series PPTC Thermistors (PPTC Resettable Fuses)

Typical T-I Derating Form

Model	Ambient Temperature()								
	-40	-20	0	25	40	50	60	70	85
GP250-080F/N	0.124	0.110	0.095	0.080	0.066	0.059	0.051	0.044	0.033
GP250-100F/N	0.166	0.146	0.128	0.100	0.086	0.075	0.065	0.056	0.043
GP250-110F/N	0.171	0.151	0.131	0.110	0.091	0.081	0.071	0.061	0.046
GP250-120F/N	0.191	0.170	0.148	0.120	0.104	0.093	0.082	0.071	0.055
GP250-130F	0.204	0.185	0.160	0.130	0.116	0.105	0.091	0.080	0.060
GP250-145F/U	0.225	0.199	0.172	0.145	0.119	0.106	0.093	0.080	0.060
GP250-160F	0.250	0.220	0.195	0.160	0.137	0.123	0.110	0.095	0.074
GP250-180F/U	0.269	0.240	0.211	0.180	0.153	0.138	0.123	0.109	0.087
GP600-150F/N	0.238	0.211	0.183	0.150	0.128	0.115	0.101	0.088	0.067
GP600-160F	0.250	0.220	0.195	0.160	0.137	0.123	0.110	0.095	0.074

Typical T-I Charts at 25



- A=GP250-180F/U
- B=GP250-145F
- C=GP250-120F/N
- D=GP250-110F/N
- E=GP250-080F/N